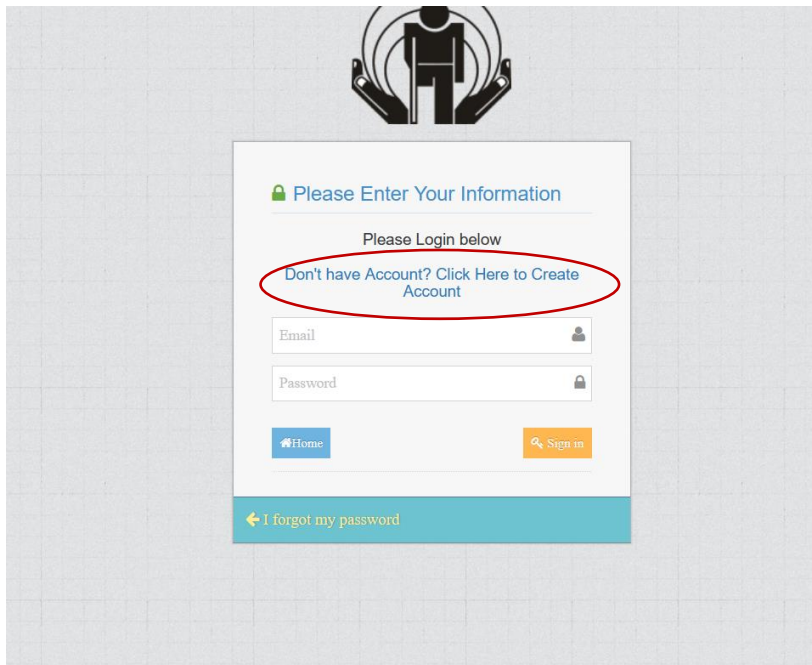
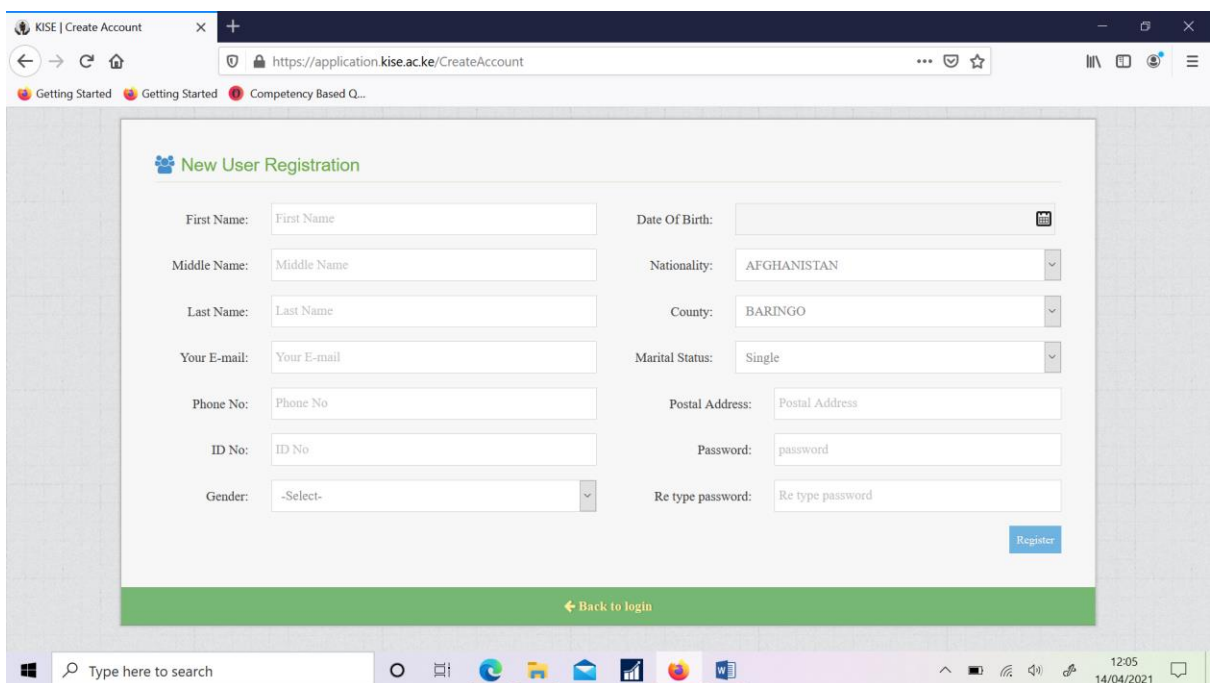


## How to Apply

1. Go to <https://application.kise.ac.ke/SSPLLogin>
2. Click on **Don't have an Account? Click Here to Create Account**



3. Fill in All the details the click **Register**

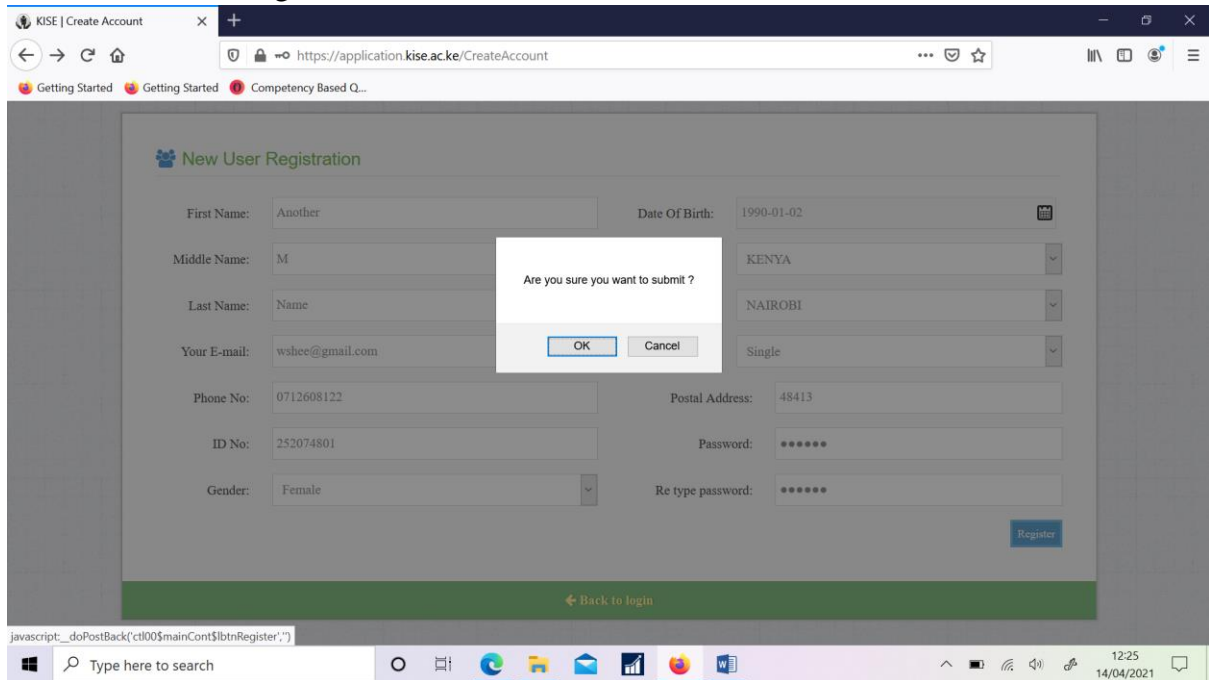


**New User Registration**

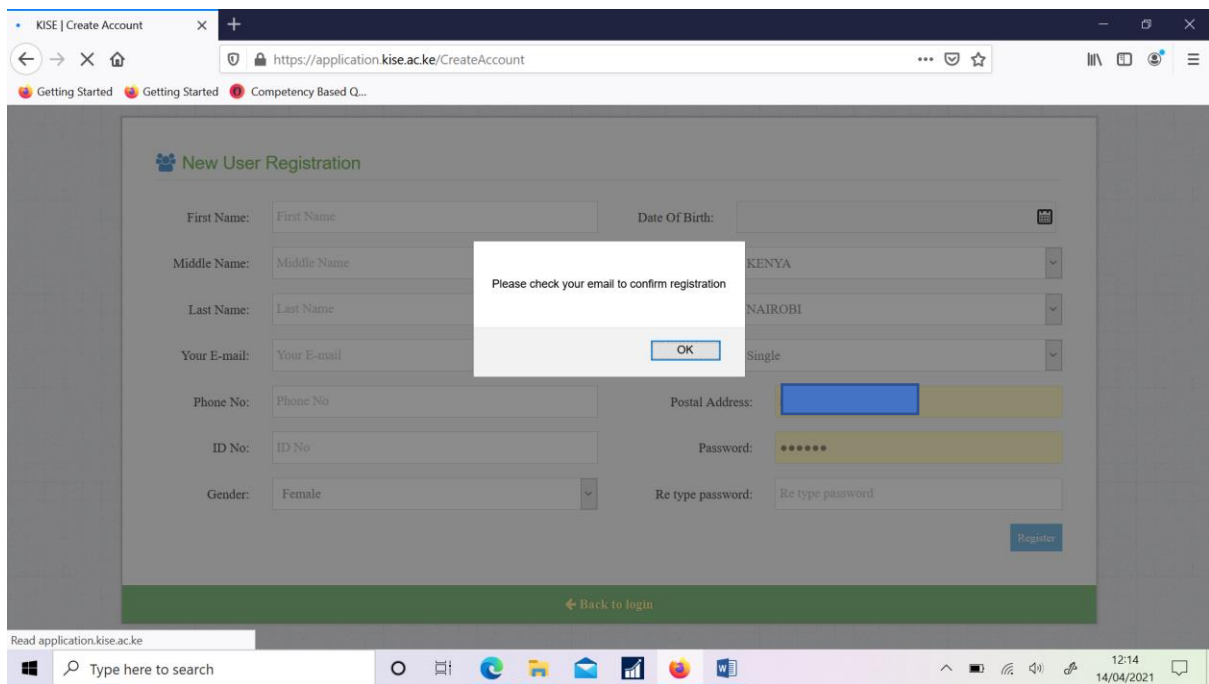
First Name:	<input type="text"/>	Date Of Birth:	<input type="text"/>
Middle Name:	<input type="text"/>	Nationality:	AFGHANISTAN
Last Name:	<input type="text"/>	County:	BARINGO
Your E-mail:	<input type="text"/>	Marital Status:	Single
Phone No:	<input type="text"/>	Postal Address:	<input type="text"/>
ID No:	<input type="text"/>	Password:	<input type="password"/>
Gender:	-Select-	Re type password:	<input type="password"/>

[← Back to login](#)

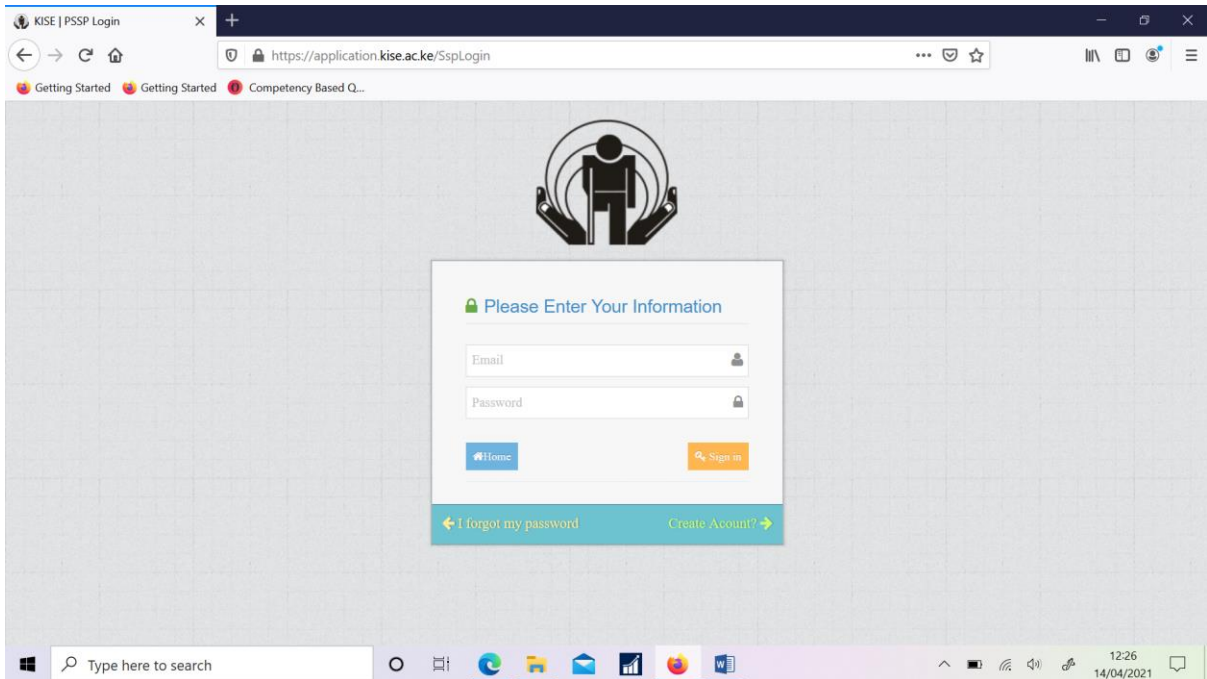
#### 4. On the dialogue box, click **OK** to submit.



#### 5. Click **OK**

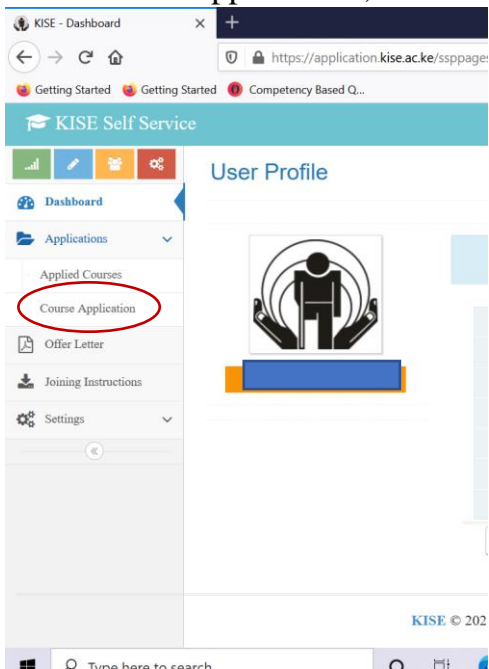


6. Go back to <https://application.kise.ac.ke/SSPLogin>



7. Enter your email address and password (what you entered when creating account). Click on **Sign In**

8. Under applications, click on Course Application



9. Fill in all the details, then click **Next**

KISE Self Service  
Online Course Application  
New Applications Form  
Level: Select  
Campus: --Select Campus--  
Mode of Study: --Select Mode Of Study--  
Knew College though: --Select--  
TSC. No/P. No: Enter your TSC. No/P. No  
Course: --Select Course--  
Next >>

10. Fill in the educational background details; name of school/college, year/qualification, grade. Click **add**

KISE Self Service  
Online Course Application  
Application form // Step 2 Academic Qualifications  
Name of School/College: Kisumu Sec School  
From (Year of study): 2016-01-01  
To (Year of study): 2019-11-28  
Qualification: KCSE  
Grade Div: B  
Add  
Upload KCPE (Max. 200KB) Browse... No file selected.  
Upload KCPE (Max. 200KB) Browse... No file selected.  
Next >>

11. Upload the required certificates (the size should be below 200kb), then click next

## 12. Click **Submit** then **Next**

Application form // Step 1 Entry academic details

Academic year  
2020/2021

Intake Period  
2021

Submit

Next >>

Description	Date of Admission	Intake Deadline
2021-INTAKE	4/5/2021	5/4/2021

KISE © 2021. Powered by AppKings Solutions LTD

## 13. You will receive the below message

KISE Self Service

Welcome Pauline Wanjiru...

Online Course Application

Complete

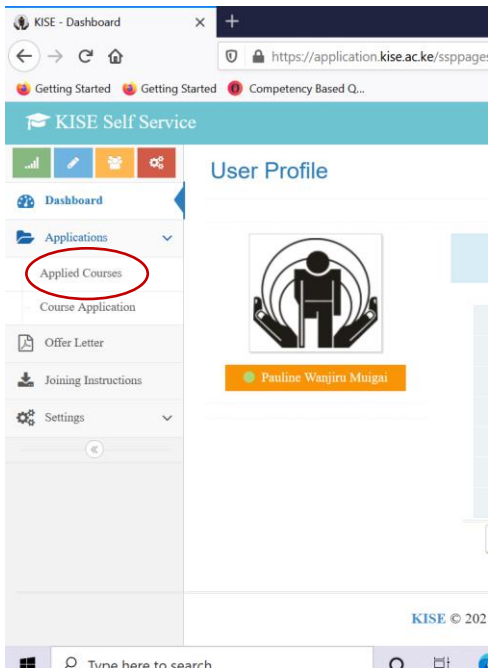
**Congrats!**

Your application process is complete. Please wait for response!

KISE © 2021. Powered by AppKings Solutions LTD

14. To view the applied courses and retrieve your application number

15. Go to applications, then applied course



16. The applied course should appear with the application number

