

## How to Apply

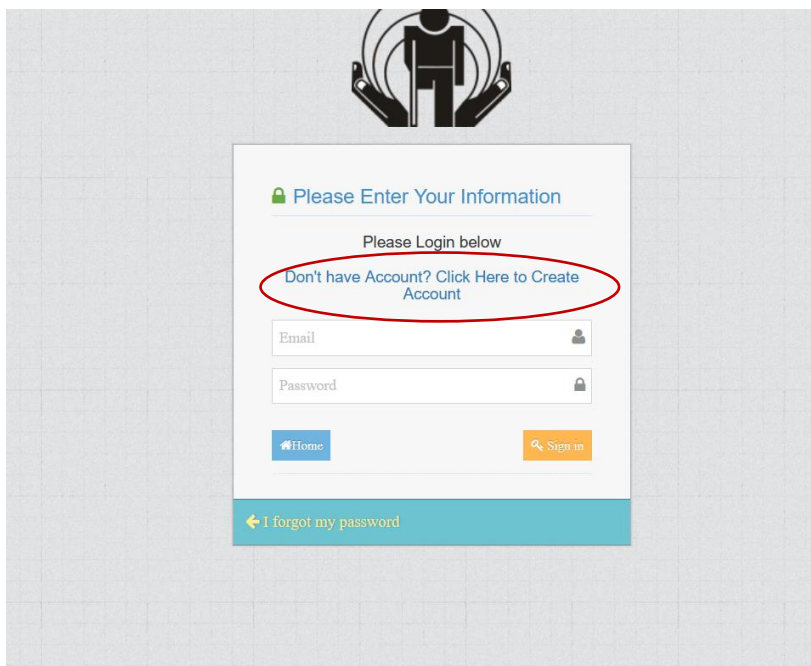
Before you start the process, have the following scanned certificates in the 200kb size or less stored in a folder on your device

KCSE

P1/ECDE/Bed – for diploma applicants

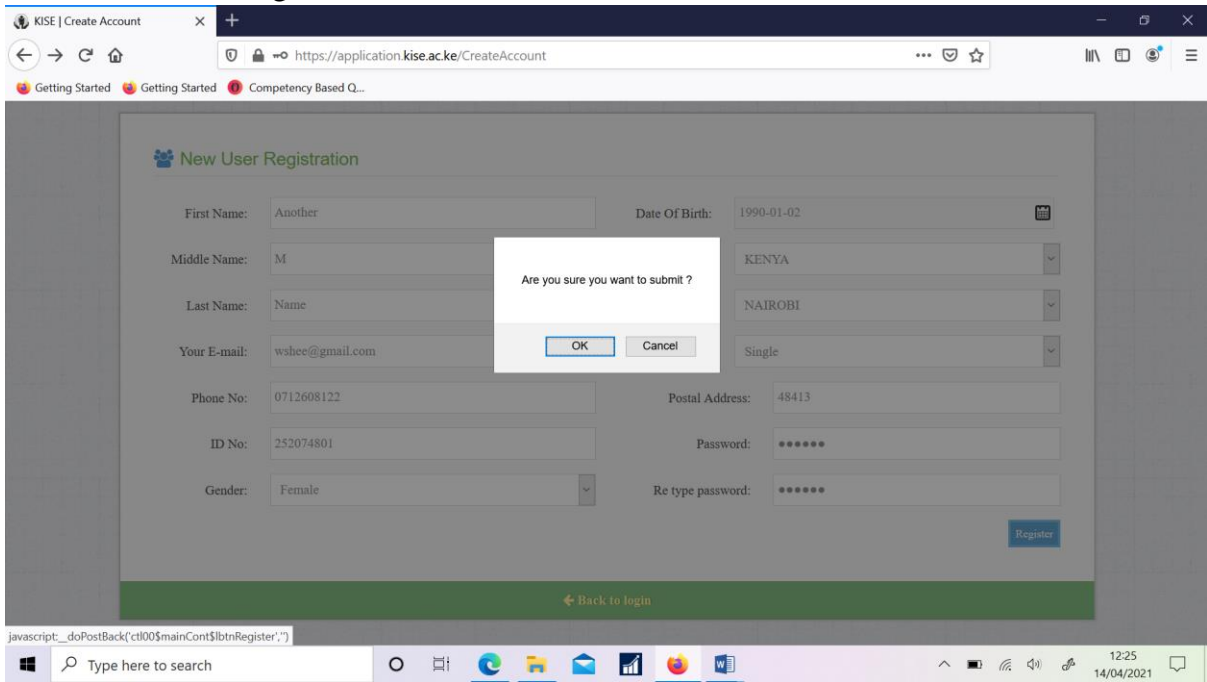
DSNE – for Functional Assessment applicants

1. Go to <https://application.kise.ac.ke/SSPLogin>
2. Click on **Don't have an Account? Click Here to Create Account**

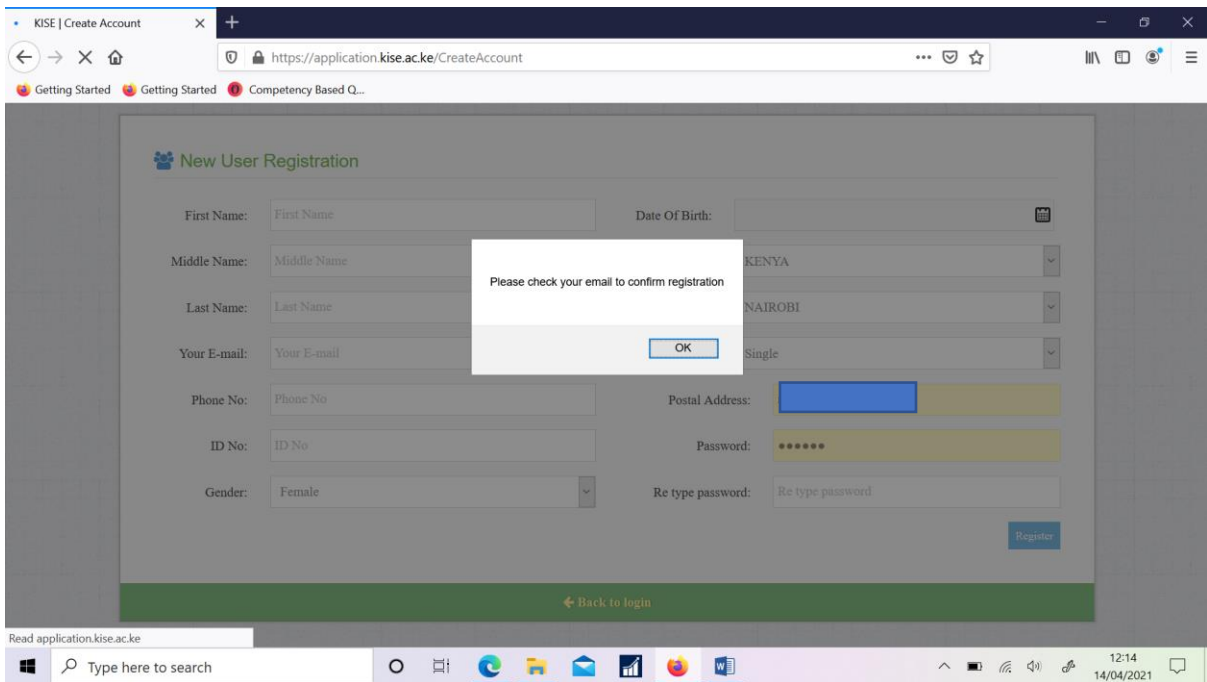


3. Fill in All the details the click **Register**

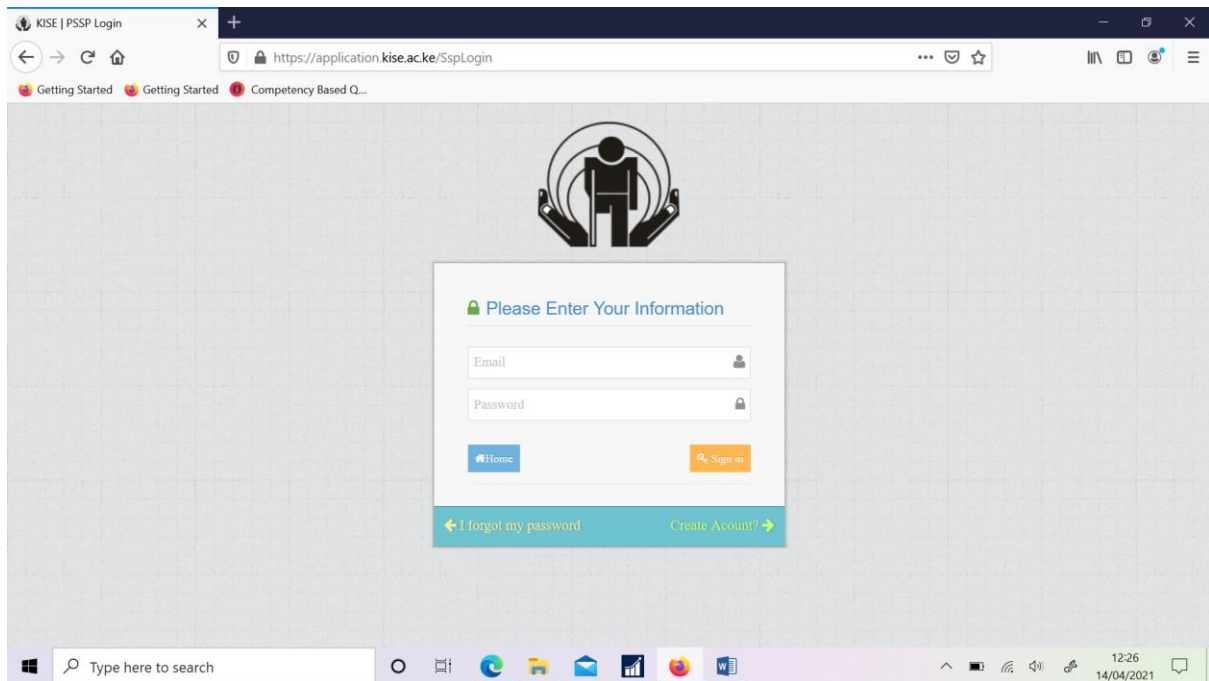
#### 4. On the dialogue box, click **OK** to submit.



#### 5. Click **OK**

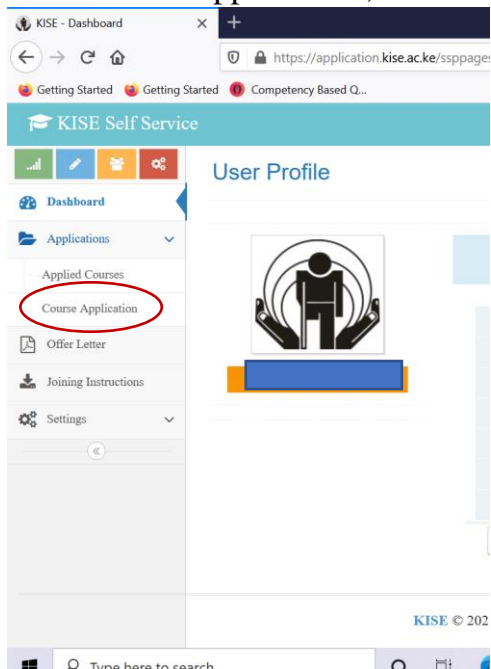


6. Go back to <https://application.kise.ac.ke/SSPLogin>



7. Enter your email address and password (what you entered when creating account). Click on **Sign In**

8. Under applications, click on Course Application



9. Fill in all the details, then click **Next**

KISE Self Service  
Online Course Application  
New Applications Form  
Level: Select  
Campus: --Select Campus--  
Mode of Study: --Select Mode Of Study--  
Knew College though: --Select--  
TSC. No/P. No: Enter your TSC. No/P. No  
Course: --Select Course--  
Next >>

10. Fill in the educational background details; name of school/college, year/qualification, grade. Click **add**

KISE Self Service  
Online Course Application  
Application form // Step 2 Academic Qualifications  
Name of School/College: Kisumu Sec School  
From (Year of study): 2016-01-01  
To (Year of study): 2019-11-28  
Qualification: KCSE  
Grade/Div: B  
Add  
Upload KCPE (Max. 200KB) Browse... No file selected.  
Upload KCSE (Max. 200KB) Browse... No file selected.  
Next >>

11. Upload the required certificates (the size should be below 200kb), then click next

## 12. Click **Submit** then **Next**

Application form // Step 1 Entry academic details

Academic year  
2020/2021

Intake Period  
2021

Submit

Next >>

Description	Date of Admission	Intake Deadline
2021-INTAKE	4/5/2021	5/4/2021

KISE © 2021. Powered by AppKings Solutions LTD

## 13. You will receive the below message

KISE Self Service

Welcome Pauline Wanjiru...

### Online Course Application

Complete

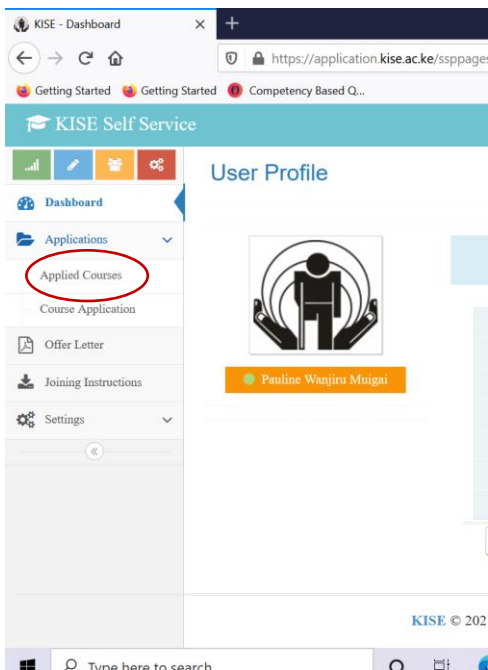
**Congrats!**

Your application process is complete. Please wait for response!

KISE © 2021. Powered by AppKings Solutions LTD

14. To view the applied courses and retrieve your application number

15. Go to applications, then applied course



16. The applied course should appear with the application number

